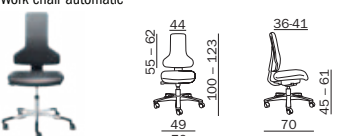


Tec profile

(work chairs)

1	2	3	4	5	6	7	8	9	10	11	12	13	14	15	16	17	18	19	20	21	22	23	24	25	26	27	28	29	30	31	32		
IS	20	26	0	0	0	0	0	0	0	0	6	0	0	1	6	6	4	8	2	4	5	0	1	7	6	.	0	0	0	0	0	0	0
Product-group	Base model					Arm-rests	Colour of plastic parts				Base	Gas unit	Castors/Glides	Special options	Seat	Upholstery fabrics	Backrest	Delivery type															

Description	Price groups			Comments						
	Plastic (PU)	P	A		B					
Production area and workshop Models with plastic outer shell and tapering backrest. They offer optimum freedom for the shoulders and cater for the specific requirements found in production area and workshop Work chairs *model shown Arm-rests (000 = without)	PU trim, black (Code 0170)	Chateau Plus	Charlotta, King, King Plus, Relax, Valencia (imitation leather), customer fabric	Decade, Fame, Nanovel™, Palena, Palma NF, Parotega NF, Stavanger	kg net	Packing units	Upholstery fabric required 140 cm wide			
Work chair economic 	IS 20110*	000	BP	279,-	269,-	280,-	308,-	12,7	6,5	150
	IS 20230	000	BS+	309,-	299,-	310,-	338,-	14,7	6,5	150
Work chair ergonomic 	IS 20120	000	PB	329,-	319,-	330,-	358,-	12,7	6,5	150
	IS 20150*	000	ST	329,-	319,-	330,-	358,-	13,6	6,5	150
	IS 20170	000	AB	369,-	359,-	370,-	398,-	14,2	6,5	150
Work chair automatic 	IS 20160	000	AS	299,-	289,-	300,-	328,-	13,1	6,5	150
	IS 20260*	000	AS+	339,-	329,-	340,-	368,-	13,3	6,5	150

For explanations/illustrations of features see page 38. Measurements in cm (approx.).

Work chair economic:

- BP** Permanent contact backrest
- BS+** Synchronised mechanism with seat-tilt (-5°) and seat-depth adjustment (5 cm)

Work chair ergonomic:

- PB** Permanent contact backrest with seat-tilt adjustment (-10°)
- ST** Synchronised feature with seat tilt 4°
- AB** Synchronised feature with automatic seat-tilt adjustment (up to -12°)



Work chair automatic:

- AS** Automatic weight adjustment
- AS+** Automatic weight adjustment with dual-position seat-tilt adjustment (-1°/-6°) and seat-depth adjustment (5 cm) using sliding seat

Armrests (retrofitting pos. 8-10)



- Nr. 122** Height- (10 cm) and width-adjustable (5 cm), arm pads PP (65,-)
- Nr. 125** Height- (10 cm), width- (5 cm) and depth-adjustable (4 cm), soft PU arm pads (90,-)

Features/options



- PU-trims** 0170 black (standard) 0176 blue (30,-)
- Removable window** Avery Zweekform format type L 7162 (99.1 x 33.9 mm) (standard)
- (Code 45) Pushing handles** Backrest with black polyurethane (PU) pushing handles (20,-)
- IS xx2xx Work chairs with seat depth adjustment** using sliding seat (6 cm), surcharge 35,- (for ST/AB mechanism; 5 cm standard on BS+/AS+ mechanism); no sliding seat available for BP/PB and AS mechanism
- IS xxxx8 Foot ring** Ø 53 cm, chrome, anti-slip surface, infinitely height-adjustable, with handwheel locking system. Surcharge 45,-. Foot ring cover on request

Code	Features	Surcharge
Colour of plastic parts (Pos. 11-14)		
0600	Black (RAL 9011)	●
Base (Pos. 15-16)		
84	Base G, black plastic, Ø 70 cm, (RAL 9011)	●
29	Base T, black chrome Ø 69 cm	15,-
19	Base T, chrome steel, Ø 69 cm	25,-
16	Base G, polished aluminium, Ø 70 cm	40,-
15	Circular base, steel chrome, Ø 58 cm, with height-adjustable glides	75,-
Gas unit (Pos. 17-18) – as for seat heights see table of measurements		
64	Safety gas unit for seat height approx. 44-60 cm (chrome base tube) – models with castors	●
67	Safety gas unit for seat height approx. 45-58 cm (chrome base tube) – models with glides	◇
Castors/glides (Pos. 19-20)		
82	Soft castors for hard floors (e.g. stone floor, Ø 50 mm)	●
86	Soft, load-dependent locking castors for hard floors (Ø 50 mm)	40,-
10	Flat universal glides for hard and soft floors	◇

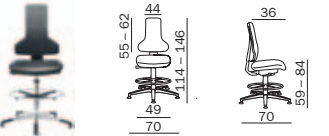
Code	Features	Surcharge
Special options (Pos. 21-22)		
00	No special options	●
45	Backrest with black pushing handles	20,-
Upholstery fabrics (Pos. 23-30)		
xxxx.0000	Upholstery fabric for seat and backrest (see fabric collection)	●
0170.0000	Black, polyurethane (PU) trim	see price groups
0176.0000	Blue, polyurethane (PU) trim (~ RAL 270 50 40); surcharge compared to black 30,-	
Delivery type (Pos. 31-32)		
00	Model completely assembled in box	●
Features/options		
	Height-adjustable backrest 7 cm	●
IS xx2xx	Models with seat-depth adjustment (sliding seat) 6 cm (for ST/AB mechanism; 5 cm standard on BS+/AS+ mechanism)	35,-
	Changeable seat and backrest cushions (except PU trim)	●
	Removable window	●
IS xxxx8	Foot ring chrome, infinitely height-adjustable, with handwheel locking system, Ø 53 cm	45,-

● = Standard ◇ = Option without surcharge

Tec profile

(work chairs with foot ring/mounting aid)

1	2	3	4	5	6	7	8	9	10	11	12	13	14	15	16	17	18	19	20	21	22	23	24	25	26	27	28	29	30	31	32		
I	S	2	0	1	1	8	0	0	0	0	6	0	0	1	6	8	5	1	0	4	5	0	2	3	2	.	0	0	0	0	0	0	0
Product-group		Base model					Arm-rests			Colour of plastic parts				Base		Gas unit		Castors/Glides		Special options		Seat Upholstery fabrics		Backrest		Delivery type							

Description					Price groups			Comments		
	Work chairs (counter design with foot ring and glides)	Arm-rests (000 = without)	Feature	Plastic (PU)	P	A	B	kg net	Packing units	Upholstery fabric required 140 cm wide
Production area and workshop Models with plastic outer shell and tapering backrest. They offer optimum freedom for the shoulders and cater for the specific requirements found in production area and workshop *model shown				PU trim, black (Code 0170)	Chateau Plus	Charlotta, King, King Plus, Relax, Valencia (imitation leather), customer fabric	Decade, Fame, Nanovel™, Palena, Palma NF, Parotega NF, Stavanger			
Work chair economic with foot ring 	IS 20118*	000	BP	349,-	339,-	350,-	378,-	14,5	8,2	150
	IS 20238	000	BS+	379,-	369,-	380,-	408,-	17,2	8,2	150
Work chair ergonomic with foot ring 	IS 20128	000	PB	399,-	389,-	400,-	428,-	14,5	8,2	150
	IS 20158*	000	ST	399,-	389,-	400,-	428,-	15,4	8,2	150
Work chair automatic with foot ring 	IS 20168	000	AS	369,-	359,-	370,-	398,-	15,0	8,2	150

For explanations/illustrations of features see page 38. Measurements in cm (approx.).

Work chair economic:

- BP** Permanent contact backrest
- BS+** Synchronised mechanism with seat-tilt (-5°) and seat-depth adjustment (5 cm)

Work chair ergonomic:

- PB** Permanent contact backrest with seat-tilt adjustment (-10°)
- ST** Synchronised feature with seat tilt 4°

Work chair automatic:

- AS** Automatic weight adjustment

Armrests (retrofitting pos. 8-10)



- Nr. 122** Height- (10 cm) and width-adjustable (5 cm), arm pads PP (65,-)
- Nr. 125** Height- (10 cm), width- (5 cm) and depth-adjustable (4 cm), soft PU arm pads (90,-)

Features/options



- PU-trims** 0170 black (standard) 0176 blue (30,-)
- Removable window** Avery Zweekform format type L 7162 (99,1 x 33,9 mm) (standard)
- (Code 45) Pushing handles** Backrest with black polyurethane (PU) pushing handles (20,-)
- IS xx2xx Work chairs with seat depth adjustment** using sliding seat (6 cm), surcharge 35,- (for ST/AB mechanism; 5 cm standard on BS+/AS+ mechanism); no sliding seat available for BP, PB and AS mechanism
- IS xxxx7 Mounting aid** with foot plate (PU), height-adjustable (7,5 cm), with swivel-lock system, surcharge 35,- (not for models with PB or BS+ mechanism)

Code	Features	Surcharge
Colour of plastic parts (Pos. 11-14)		
0600	Black (RAL 9011)	●
Base (Pos. 15-16)		
84	Base G, black plastic, Ø 70 cm, (RAL 9011)	●
29	Base T, black chrome Ø 69 cm	15,-
19	Base T, chrome steel, Ø 69 cm	25,-
16	Base G, polished aluminium, Ø 70 cm	40,-
15	Circular base, steel chrome, Ø 58 cm, with height-adjustable glides	75,-
Gas unit (Pos. 17-18) – as for seat heights see table of measurements		
85	Safety gas unit for seat height approx. 60-85 cm (chrome base tube) – Models with glides	●
80	Safety gas unit for seat height approx. 60-85 cm (chrome base tube) – models with castors Nr. 86	◇
86	Stop-system gas unit for seat height 55-75 cm (black chrome base tube); only for models with castors No. 82 in conjunction base G	80,-
Castors/glides (Pos. 19-20)		
10	Flat universal glides for hard and soft floors	●
86	Soft, load-dependent locking castors for hard floors (Ø 50 mm)	40,-
82	Soft castors for hard floors (e.g. stone floor, Ø 50 cm) – for models with stop-system gas unit	◇

Code	Features	Surcharge
Special options (Pos. 21-22)		
00	No special options	●
45	Backrest with black pushing handles	20,-
Upholstery fabrics (Pos. 23-30)		
xxxx.0000	Upholstery fabric for seat and backrest (see fabric collection)	●
0170.0000	Black, polyurethane (PU) trim	see price groups
0176.0000	Blue, polyurethane (PU) trim (~ RAL 270 50 40); surcharge compared to black 30,-	
Delivery type (Pos. 31-32)		
00	Model completely assembled in box	●
Features/options		
	Height-adjustable backrest 7 cm	●
IS xx2xx	Models with seat-depth adjustment (sliding seat) 6 cm (for ST mechanism; 5 cm standard on BS+ mechanism)	35,-
	Changeable seat and backrest cushions (except PU trim)	●
	Removable window	●
IS xxxx8	Counter version with foot ring Ø 53 cm: foot ring infinitely height-adjustable with handwheel locking system, chrome, with anti-slip surface	●
IS xxxx7	Counter version with mounting aid: mounting aid with foot plate (PU), height-adjustable (7,5 cm, 7 positions), with anti-swivel mechanism (please replace xxxx with the relevant model number)	35,-

● = Standard ◇ = Option without surcharge

Tec profile

(work chairs)

1	2	3	4	5	6	7	8	9	10	11	12	13	14	15	16	17	18	19	20	21	22	23	24	25	26	27	28	29	30	31	32	
I	S	19	6	4	0	1	2	2	0	6	0	1	8	4	6	2	8	2	0	0	6	2	0	1	.	0	0	0	0	0	0	9
Product-group		Base model				Arm-rests		Colour of plastic parts				Base		Gas unit		Castors/Glides		Special options		Seat		Upholstery fabrics		Backrest		Delivery type						

Description	Price groups			Wooden trim	Price groups			Comments		
	P	A	B		P	A	B	kg net	Packing units	Upholstery fabric required
Production area and workshop Models with wooden shell and tapering backrest. They offer optimum freedom for the shoulders and improved support for the back thanks to a swing-mounted backrest	Work chairs	Arm-rests	Feature	Natural beech, lacquered (Code 0150)	Chateau Plus	Charlotta, King, King Plus, Relax, Valencia (imitation leather), customer fabric	Decade, Fame, Nanovel™, Palena, Palma NF, Parotega NF, Stavanger	kg net	Packing units	Upholstery fabric required 140 cm wide
Work chair, wooden trim	*model shown	(000 = without)								
 IS 19010	000	SM	179,-	-	-	-	8,3	2,5	80	
 IS 19030*	000	PC	199,-	-	-	-	8,4	2,5	80	
 IS 19040	000	PB	229,-	-	-	-	9,2	2,5	80	
Work chair with partial cushion (seat)										
 IS 19010	000	SM	-	209,-	216,-	229,-	9,3	2,5	120	
 IS 19030*	000	PC	-	229,-	236,-	249,-	9,4	2,5	120	
 IS 19040	000	PB	-	259,-	266,-	279,-	10,2	2,5	120	
Work chair with partial cushion (seat and backrest)										
 IS 19610	000	SM	-	249,-	260,-	282,-	10,3	2,5	160	
 IS 19630*	000	PC	-	269,-	280,-	302,-	10,4	2,5	160	
 IS 19640	000	PB	-	299,-	310,-	332,-	11,2	2,5	160	
Work chair, fully upholstered (seat and backrest)										
 IS 19710	000	SM	-	199,-	210,-	238,-	8,5	2,5	160	
 IS 19730*	000	PC	-	219,-	230,-	258,-	8,6	2,5	160	
 IS 19740	000	PB	-	249,-	260,-	288,-	9,4	2,5	160	

For explanations/illustrations of features see page 38. Measurements in cm (approx.).

Features:

SM Standard mechanism

PC Permanent contact backrest

PB Permanent contact backrest with seat-tilt adjustment (-10°)

Armrests (retrofitting pos. 8-10)



Nr. 122
Height- (10 cm) and width-adjustable (5 cm), arm pads PP (65,-) (for models with partial seat cushion or full upholstery)

Nr. 125
Height- (10 cm), width- (5 cm) and depth-adjustable (4 cm), soft PU arm pads (90,-) (for models with partial seat cushion or full upholstery)

Finish options



(Code 0150)
Wooden trim, seat and backrest natural beech



(Code xxxx)
Wooden trim with partial seat cushion (replace xxxx with fabric number - see fabric collection)



(Code xxxx)
Wooden trim with partial cushion for seat and backrest or full upholstery, fully upholstered seat and backrest (replace xxxx with fabric number - see fabric collection)



(Code 0150)
Wooden trim, seat and backrest natural beech + **Special option (Code 46)**
Backrest with grip hole, (10,-)



(Code xxxx)
Wooden trim with partial upholstery for seat and backrest (replace xxxx with fabric number - see fabric collection) + **Special option (Code 46)**
Backrest with grip hole, (10,-)

Options



IS xxxx8
Foot ring
Ø 46 cm, chrome, anti-slip surface, infinitely height-adjustable, with handwheel locking system. Surcharge 45,-
Foot ring cover on request

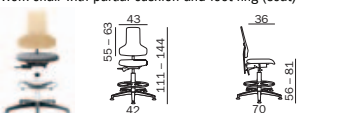

Code	Features	Surcharge
Colour of plastic parts/wooden parts (Pos. 11-14)		
0600/0601	Plastic parts in black (RAL 9011); wooden parts in natural beech	●
Base/frame (Pos. 15-16)		
84	Base G, black plastic, Ø 70 cm, (RAL 9011)	●
29	Base T, black chrome Ø 69 cm	15,-
19	Base T, chrome steel, Ø 69 cm	25,-
16	Base G, polished aluminium, Ø 70 cm	40,-
15	Circular base, steel chrome, Ø 58 cm, with height-adjustable glides	75,-
Gas unit (Pos. 17-18) – as for seat heights see table of measurements		
62	Safety gas unit for seat height approx. 42-59 cm (chrome base tube) – models with castors	●
68	Safety gas unit for seat height approx. 44-61 cm (chrome base tube) – models with glides	◇
Castors/glides (Pos. 19-20)		
82	Soft castors for hard floors (e.g. stone floor, Ø 50 mm)	●
86	Soft, load-dependent locking castors for hard floors (Ø 50 mm)	40,-
10	Flat universal glides for hard and soft floors	◇

Code	Features	Surcharge
Special options (Pos. 21-22)		
00	No special options	●
46	Backrest with grip hole (except fully upholstered trim)	10,-
Upholstery fabrics (Pos. 23-30)		
xxxx.0000	Upholstery fabric for seat and backrest (see fabric collection)	●
xxxx.0150	Seat cushions see fabric collection; Backrest natural beech	see work chair with partial cushion seat
0150.0000	Wooden trim (natural beech)	see price groups
Delivery type (Pos. 31-32)		
00	Model partly assembled in box	●
09	Model completely assembled in box	13,-
Features/options		
	Height-adjustable backrest 8 cm	●
IS xxxx8	Foot ring chrome, infinitely height-adjustable, with handwheel locking system Ø 46 cm	45,-

Tec profile

(work chairs with foot ring/mounting aid)

1	2	3	4	5	6	7	8	9	10	11	12	13	14	15	16	17	18	19	20	21	22	23	24	25	26	27	28	29	30	31	32		
I	S	1	9	7	4	8	0	0	0	0	6	0	1	8	4	8	5	1	0	0	0	6	2	0	1	.	0	0	0	0	0	0	0
Product-group		Base model				Arm-rests		Colour of plastic parts				Base		Gas unit		Castors/Glides		Special options		Seat		Upholstery fabrics		Backrest		Delivery type							

Description	Price groups			Comments						
	Wooden trim	P	A		B					
Production area and workshop Models with wooden shell and tapering backrest. They offer optimum freedom for the shoulders and improved support for the back thanks to a swing-mounted backrest *model shown	Work chairs (counter design with foot ring and glides)	Arm-rests (000 = without)	Feature	Natural beech, lacquered (Code 0150)	Chateau Plus	Charlotta, King, King Plus, Relax, Valencia (imitation leather), customer fabric	Decade, Fame, Nanovel™, Palena, Palma NF, Parotega NF, Stavanger	kg net	Packing units	Upholstery fabric required 140 cm wide
Work chair, wooden trim with foot ring 	IS 19018	000	SM	249,-	-	-	-	9,9	2,5	80
	IS 19038*	000	PC	269,-	-	-	-	10,0	2,5	80
	IS 19048	000	PB	299,-	-	-	-	10,8	2,5	80
Work chair with partial cushion and foot ring (seat) 	IS 19018	000	SM	-	279,-	286,-	299,-	10,9	2,5	120
	IS 19038*	000	PC	-	299,-	306,-	319,-	11,0	2,5	120
	IS 19048	000	PB	-	329,-	336,-	349,-	11,8	2,5	120
Work chair with partial cushion and foot ring (seat and backrest) 	IS 19618	000	SM	-	319,-	330,-	352,-	11,9	2,5	160
	IS 19638*	000	PC	-	339,-	350,-	372,-	12,0	2,5	160
	IS 19648	000	PB	-	369,-	380,-	402,-	12,8	2,5	160
Work chair, fully upholstered with foot ring (seat and backrest) 	IS 19718	000	SM	-	269,-	280,-	308,-	10,1	2,5	160
	IS 19738*	000	PC	-	289,-	300,-	328,-	10,2	2,5	160
	IS 19748	000	PB	-	319,-	330,-	358,-	11,0	2,5	160

For explanations/illustrations of features see page 38. Measurements in cm (approx.).

Features:

SM Standard mechanism

PC Permanent contact backrest

PB Permanent contact backrest with seat-tilt adjustment (-10°)

Armrests (retrofitting pos. 8-10)



Nr. 122
Height- (10 cm) and width-adjustable (5 cm), arm pads PP (65,-) (for models with partial seat cushion or full upholstery)

Nr. 125
Height- (10 cm), width- (5 cm) and depth-adjustable (4 cm), soft PU arm pads (90,-) (for models with partial seat cushion or full upholstery)

Finish options



(Code 0150)
Wooden trim, seat and backrest natural beech

(Code xxxx)
Wooden trim with partial seat cushion (replace xxx with fabric number - see fabric collection)



(Code xxxx)
Wooden trim with Partial cushion for seat and backrest or full upholstery, fully upholstered seat and backrest (replace xxx with fabric number - see fabric collection)



(Code 0150)
Wooden trim, seat and backrest natural beech + **Special option (Code 46)**
Backrest with grip hole, (10,-)



(Code xxxx)
Wooden trim with partial cushion for seat and backrest or full upholstery, fully upholstered seat and backrest (replace xxx with fabric number - see fabric collection) + **Special option (Code 46)**
Backrest with grip hole, (10,-)

Options



IS xxxx7 Mounting aid
with foot plate (PU), height-adjustable (7,5 cm), with swivel-lock system, surcharge 35,- (not for models with PB mechanism)

Code	Features	Surcharge
Colour of plastic parts/wooden parts (Pos. 11-14)		
0600/0601	Plastic parts in black (RAL 9011) / wooden parts in natural beech	●
Base/frame (Pos. 15-16)		
84	Base G, black plastic, Ø 70 cm, (RAL 9011)	●
29	Base T, black chrome Ø 69 cm	15,-
19	Base T, chrome steel, Ø 69 cm	25,-
16	Base G, polished aluminium, Ø 70 cm	40,-
15	Circular base, steel chrome, Ø 58 cm, with height-adjustable glides	75,-
Gas unit (Pos. 17-18) - as for seat heights see table of measurements		
85	Safety gas unit for seat height approx. 55-80 cm (chrome base tube) - models with glides	●
80	Safety gas unit for seat height approx. 55-80 cm (chrome base tube) - models with castors Nr. 86	◇
86	Stop-system gas unit for seat height 55-75 cm (black chrome base tube); only for models with castors No. 82 in conjunction base G	80,-
Castors/glides (Pos. 19-20)		
10	Flat universal glides for hard and soft floors	●
86	Soft, load-dependent locking castors for hard floors (Ø 50 mm)	40,-
82	Soft castors for hard floors (e.g. stone floor, Ø 50 cm); for models with stop-system gas unit	◇

Code	Features	Surcharge
Special options (Pos. 21-22)		
00	No special options	●
46	Backrest with grip hole (except fully upholstered trim)	10,-
Upholstery fabrics (Pos. 23-30)		
xxxx.0000	Upholstery fabric for seat and backrest (see fabric collection)	●
xxxx.0150	Seat cushions see fabric collection; backrest natural beech	see partial cushion seat
0150.0000	Wooden trim (natural beech)	see price groups
Delivery type (Pos. 31-32)		
00	Model partly assembled in box	●
09	Model completely assembled in box	13,-
Features/options		
	Height-adjustable backrest 8 cm	●
IS xxxx8	Counter version with foot ring Ø 46 cm: foot ring infinitely height-adjustable with handwheel locking system, chrome, with anti-slip surface	●
IS xxxx7	Counter version with mounting aid: mounting aid with foot plate (PU), height-adjustable (7.5 cm, 7 positions), with anti-swivel mechanism (please replace xxx with the relevant model number)	35,-

● = Standard ◇ = Option without surcharge